

## Format of Holding of Specified securities for the Quarter ended on 30.09.2016

1. Name of Listed Entity: **AVRO COMMERCIAL COMPANY LIMITED**
2. Scrip Code/Name of Scrip/Class of Security: **AVROCOM. MSEI, ACRO COMMERCIAL CO. LTD., (BE)**
3. Share Holding Pattern Filed under: Reg. 31(1)(a)/Reg.31(1)(b)/Reg.31(1)(c)
  - a. if under 31(1)(b) then indicate the report for quarter ending 30/09/2016
  - b. if under 31(1)(c) then indicate date of allotment/extinguishment
4. Declaration : The Listed entity is required to submit the following declaration to the extent of submission of information:

	Particulars	YES*	NO*
a	Whether the Listed Entity has issued any partly paid up shares		√
b	Whether the Listed Entity has issued any Convertible Securities or Warrants?		√
c	Whether the Listed Entity has any shares against which depository receipts are issued?		√
d	Whether the Listed Entity has any shares in locked-in?		√
e	Whether any shares held by promoters are pledge or otherwise encumbered?		√

\*if the Listed Entity selects the option 'NO' for the questions above, the columns for the partly paid up shares, Outstanding Convertible Securities/Warrants, depository receipts, locked-in shares, No of shares pledged or otherwise encumbered by promoters, as applicable, shall not be displayed at the time of dissemination on the Stock Exchange website. Also wherever there is 'No' declared by Listed entity in above table the values will be considered as 'Zero' by default on submission of the format of holding of specified securities.

- 5 The tabular format for disclosure of holding of specified securities is as follows:




Table I - Summary Statement holding of specified securities

Category	Category of the Shareholders	No of Shareholders	No of fully paid up equity shares held	No of Partly paid-up equity shares held	No of Shares Underlying Depository Receipts	Total No of Shares Held (VII) = (IV)+(V)+(VI)	Shareholding as a % of total no of shares (As a % of (A+B+C2))	Number of Voting Rights held in each class of securities			No of Shares Underlying Outstanding convertible securities (including Warrants)	Shareholding as a % assuming full conversion of convertible Securities (as a percentage of diluted share)	Number of Locked in Shares		Number of Shares pledged or otherwise encumbered		Number of equity shares held in dematerialized form	
								No of Voting Rights		Total as a % of			No.	As a % of total	No.	As a % of total		
								Class X	Class Y	Total			(XII)	(XIII)	(XIV)			
(I)	(II)	(III)	(IV)	(V)	(VI)	(VII)	(VIII)	(IX)			(X)	(XI)	(XII)		(XIII)	(XIV)		
(A)	Promoter & Promoter Group	3	1560000	0	0	1560000	50.00	1560000	0	1560000	50.00	0	50.00	0	0.00	0	0.00	1560000
(B)	Public	17	1560000	0	0	1560000	50.00	1560000	0	1560000	50.00	0	50.00	0	0.00	NA	NA	1560000
(C)	Non Promoter-Non Public						NA	0	0	0	0.00	0	NA	0	0.00	NA	NA	0
(C1)	Shares underlying DRs	0	0	0	0	0	0.00	0	0	0	0.00	0	0.00	0	0.00	NA	NA	0
(C2)	Shares held by Employes Trusts	0	0	0	0	0	0.00	0	0	0	0.00	0	0.00	0	0.00	NA	NA	0
	<b>Total:</b>	<b>20</b>	<b>3120000</b>	<b>0</b>	<b>0</b>	<b>3120000</b>	<b>100.00</b>	<b>3120000</b>	<b>0</b>	<b>3120000</b>	<b>100.00</b>	<b>0</b>	<b>100.00</b>	<b>0</b>	<b>0.00</b>	<b>0</b>	<b>0.00</b>	<b>3120000</b>




Table II - Statement showing shareholding pattern of the Promoter and Promoter Group

Category	Category & Name of the Shareholder	No of Shareholders	No of fully paid up equity shares held	No of Partly paid-up equity shares held	No of Shares Underlying Depository Receipts	Total No of Shares Held (IV+V+VI)	Shareholding as a % of total no of shares (calculated as per SCRR, 1957 (VIII) As a % of (A+B+C2)	Number of Voting Rights held in each class of securities			No of Shares Underlying Outstanding convertible securities (Including Warrants)	Shareholding as a % assuming full conversion of convertible Securities (as a percentage of diluted share capital) (VII)+(X) As a % of (A+B+C2)	Number of Locked in Shares		Number of Shares pledged or otherwise encumbered		Number of equity shares held in dematerialized form	
								No of Voting Rights		Total as a % of (A+B+C)			No.	As a % of total	No.	As a % of total Shares held		
								Class X	Class Y	Total								
	(I)	(III)	(IV)	(V)	(VI)	(VII)	(VIII)	(IX)			(X)	(XI)	(XII)		(XIII)	(XIV)		
(1)	Indian																	
(a)	Individuals/Hindu undivided Family	2	1105000	0	0	1105000	35.42	1105000	0	1105000	35.42	0	35.42	0	0.00	0	0.00	1105000
	ALPANA MUNDRA	1	715000	0	0	715000	22.92	715000	0	715000	22.92	0	22.92	0	0.00	0	0.00	715000
	PRITHA MUNDRA	1	390000	0	0	390000	12.50	390000	0	390000	12.50	0	12.50	0	0.00	0	0.00	390000
(b)	Central Government/State Government(s)	0	0	0	0	0	0.00	0	0	0	0.00	0	0.00	0	0.00	0	0.00	0
(c)	Financial Institutions/Banks	0	0	0	0	0	0.00	0	0	0	0.00	0	0.00	0	0.00	0	0.00	0
(d)	Any Other	0	0	0	0	0	0.00	0	0	0	0.00	0	0.00	0	0.00	0	0.00	0
	Sub-Total (A)(1)	2	1105000	0	0	1105000	35.42	1105000	0	1105000	35.42	0	35.42	0	0.00	0	0.00	1105000
(2)	Foreign																	
(a)	Individuals (Non-Resident Individuals/Foreign Individuals)	1	455000	0	0	455000	14.58	455000	0	455000	14.58	0	14.58	0	0.00	0	0.00	455000
	ANIRUDDH MUNDRA	1	455000	0	0	455000	14.58	455000	0	455000	14.58	0	14.58	0	0.00	0	0.00	455000
(b)	Government	0	0	0	0	0	0.00	0	0	0	0.00	0	0.00	0	0.00	0	0.00	0
(c)	Institutions	0	0	0	0	0	0.00	0	0	0	0.00	0	0.00	0	0.00	0	0.00	0
(d)	Foreign Portfolio Investor	0	0	0	0	0	0.00	0	0	0	0.00	0	0.00	0	0.00	0	0.00	0
(e)	Any Other	0	0	0	0	0	0.00	0	0	0	0.00	0	0.00	0	0.00	0	0.00	0
	Sub-Total (A)(2)	1	455000	0	0	455000	14.58	455000	0	455000	14.58	0	14.58	0	0.00	0	0.00	455000
	Total Shareholding of Promoter and Promoter Group (A)=(A)(1)+(A)(2)	3	1560000	0	0	1560000	50.00	1560000	0	1560000	50.00	0	50.00	0	0.00	0	0.00	1560000




Table III - Statement showing shareholding pattern of the Public shareholder

Category	Category & Name of the Shareholder	No of Shareholders	No of fully paid up equity shares held	No of Partly paid-up equity shares held	No of Shares Underlying Depository Receipts	Total No of Shares Held (IV+V+VI)	Shareholding as a % of total no of shares (A+B+C2)	Number of Voting Rights held in each class of securities			No of Shares Underlying Outstanding convertible securities (Including Warrants)	Shareholding as a % assuming full conversion of convertible Securities (as a percentage of diluted share capital)	Number of Locked in Shares		Number of Shares pledged or otherwise encumbered		Number of equity shares held in dematerialized form	
								No of Voting Rights					No.	As a % of total Shares held	No.	As a % of total Shares held		
								Class X	Class Y	Total								Total as a % of (A+B+C)
	(I)	(III)	(IV)	(V)	(VI)	(VII)	(VIII)	(IX)			(X)	(XI)	(XII)		(XIII)	(XIV)		
(1)	Institutions																	
(a)	Mutual Funds	0	0	0	0	0	0.00	0	0	0	0.00	0	0.00	0	0.00	NA	NA	0
(b)	Venture Capital Funds	0	0	0	0	0	0.00	0	0	0	0.00	0	0.00	0	0.00	NA	NA	0
(c)	Alternate Investment Funds	0	0	0	0	0	0.00	0	0	0	0.00	0	0.00	0	0.00	NA	NA	0
(d)	Foreign Venture Capital Investors	0	0	0	0	0	0.00	0	0	0	0.00	0	0.00	0	0.00	NA	NA	0
(e)	Foreign Portfolio Investors	0	0	0	0	0	0.00	0	0	0	0.00	0	0.00	0	0.00	NA	NA	0
(f)	Financial Institutions/Banks	0	0	0	0	0	0.00	0	0	0	0.00	0	0.00	0	0.00	NA	NA	0
(g)	Insurance Companies	0	0	0	0	0	0.00	0	0	0	0.00	0	0.00	0	0.00	NA	NA	0
(h)	Provident Funds/Pension Funds	0	0	0	0	0	0.00	0	0	0	0.00	0	0.00	0	0.00	NA	NA	0
(i)	Any Other																	
	Sub Total (B)(1)	0	0	0	0	0	0.00	0	0	0	0.00	0	0.00	0	0.00	NA	NA	0
(2)	Central Government/State Government(s)/President of India	0	0	0	0	0	0.00	0	0	0	0.00	0	0.00	0	0.00	NA	NA	0
	Sub Total (B)(2)	0	0	0	0	0	0.00	0	0	0	0.00	0	0.00	0	0.00	NA	NA	0
(3)	Non-Institutions																	
(a)	i. Individual shareholders holding nominal share capital up to Rs.2 lakhs	3	39000	0	0	39000	1.25	39000	0	39000	1.25	0	1.25	0	0.00	NA	NA	39000
	ii. Individual shareholders holding nominal share capital in excess of Rs. 2 Lakhs	3	299000	0	0	299000	9.58	299000	0	299000	9.58	0	9.58	0	0.00	NA	NA	299000
	SANJAY KOTHARI	1	46800	0	0	46800	1.50	46800	0	46800	1.50	0	1.50	0	0.00	NA	NA	46800
	SHREEKANT VARUN PHUMBHRA	1	149500	0	0	149500	4.79	149500	0	149500	4.79	0	4.79	0	0.00	NA	NA	149500
	C P GOPALKRISHNAN	1	102700	0	0	102700	3.29	102700	0	102700	3.29	0	3.29	0	0.00	NA	NA	102700
(b)	NBFCs Registered with RBI	0	0	0	0	0	0.00	0	0	0	0.00	0	0.00	0	0.00	NA	NA	0
(c)	Employee Trusts	0	0	0	0	0	0.00	0	0	0	0.00	0	0.00	0	0.00	NA	NA	0
(d)	Overseas Depositories (Holding DRs)(Balancing figure)	0	0	0	0	0	0.00	0	0	0	0.00	0	0.00	0	0.00	NA	NA	0
(e)	Any Other																	
	BODIES CORPORATES	11	1222000	0	0	1222000	39.17	1E+06	0	1222000	39.17	0	39.17	0	0.00	NA	NA	1222000
	BONZEM HEALTH LINE AND EXIM PVT. LTD.	1	104000	0	0	104000	3.33	104000	0	104000	3.33	0	3.33	0	0.00	NA	NA	104000
	MANI TRADELINK PRIVATE LIMITED	1	150000	0	0	150000	4.81	150000	0	150000	4.81	0	4.81	0	0.00	NA	NA	150000
	TRITON SECURITIES PRIVATE LIMITED	1	230100	0	0	230100	7.38	230100	0	230100	7.38	0	7.38	0	0.00	NA	NA	230100
	WIZARDS TEXTILES PRIVATE LIMITED	1	150000	0	0	150000	4.81	150000	0	150000	4.81	0	4.81	0	0.00	NA	NA	150000
	KRSMA ESTATES PRIVATE LIMITED	1	107900	0	0	107900	3.46	107900	0	107900	3.46	0	3.46	0	0.00	NA	NA	107900
	KHUSHI DEALCOM PRIVATE LIMITED	1	104000	0	0	104000	3.33	104000	0	104000	3.33	0	3.33	0	0.00	NA	NA	104000
	PEARL DEALERS PRIVATE LIMITED	1	150000	0	0	150000	4.81	150000	0	150000	4.81	0	4.81	0	0.00	NA	NA	150000
	KRSMA VINEYARDS PRIVATE LIMITED	1	78000	0	0	78000	2.50	78000	0	78000	2.50	0	2.50	0	0.00	NA	NA	78000
	XERSUS SALES PVT. LTD.	1	104000	0	0	104000	3.33	104000	0	104000	3.33	0	3.33	0	0.00	NA	NA	104000
	Sub Total (B)(3)	17	1560000	0	0	1560000	50.00	2E+06	0	1560000	50.00	0	50.00	0	0.00			1560000
	Total Public Shareholding (B) = (B)(1)+(B)(2)+(B)(3)	17	1560000	0	0	1560000	50.00	2E+06	0	1560000	50.00	0	50.00	0	0.00			1560000






Table IV - Statement showing shareholding pattern of the Non Promoter - Non Public Shareholder

Category	Category & Name of the Shareholder	No of Shareholders	No of fully paid up equity shares held	No of Partly paid-up equity shares held	No of Shares Underlying Depository Receipts	Total No of Shares Held (IV+V+VI)	Shareholding as a % of total no of shares (A+B+C2)	Number of Voting Rights held in each class of securities			No of Shares Underlying Outstanding convertible securities (Including Warrants)	Shareholding as a % assuming full conversion of convertible Securities (as a percentage of diluted share capital)	Number of Locked in Shares		Number of Shares pledged or otherwise encumbered		Number of equity shares held in dematerialized form	
								No of Voting Rights	Total as a % of (A+B+C)				No.	As a % of total Shares held	No.	As a % of total Shares held		
								Class X	Class Y	Total								
	(I)	(III)	(IV)	(V)	(VI)	(VII)	(VIII)	(IX)			(X)	(XI)	(XII)		(XIII)		(XIV)	
(1)	Custodian/DR Holder	0	0	0	0	0	0.00	0	0	0	0.00	0	0.00	0	0.00	NA	NA	0
(2)	Employee Benefit Trust (under SEBI(Share based Employee Benefit) Regulations 2014)	0	0	0	0	0	0.00	0	0	0	0.00	0	0.00	0	0.00	NA	NA	0
	<b>Total Non-Promoter-Non Public Shareholding (C) = (C)(1)+(C)(2)</b>	<b>0</b>	<b>0</b>	<b>0</b>	<b>0</b>	<b>0</b>	<b>0.00</b>	<b>0</b>	<b>0</b>	<b>0</b>	<b>0.00</b>	<b>0</b>	<b>0.00</b>	<b>0</b>	<b>0.00</b>			<b>0</b>



Details of the shareholders acting as persons in Concert including their Shareholding:			
Name of Shareholder	Name of PAC	No of shares	Holding%
<b>Total:</b>		<b>0</b>	<b>0</b>



Details of Shares which remain unclaimed may be given here along with details such as number of shareholders,

No of Shareholders

No of shares

