




(1)(a) STATEMENT SHOWING SHAREHOLDING PATTERN IN CLAUSE-35			
NAME OF THE COMPANY:AVRO COMMERCIAL COMPANY LIMITED			
SCRIP CODE:	11585; CSE	Name of the Scrip: Avro Commercial Co Ltd	
Class of Security:			
QUARTER ENDED:	30.06.2015		
Partly paid-up shares	No. of partly paid-up shares	As a % of total no. of partly paid-up shares	As a % of total no. of shares of the Company.
Held by promoter/promoter group	0	0	0
Held by Public	0	0	0
Total:	0	0	0
Outstanding convertible securities:	No. of outstanding securities	As a % of total no. of outstanding convertible securities.	As a % of total no. of shares of the Company assuming full conversion of the convertible securities
Held by promoter/promoter group	0	0	0
Held by Public	0	0	0
Total:	0	0	0
Warrants:	No. of warrants	As a % of total no. of warrants	As a % of total no. of shares of the Company, assuming full conversion of warrants
Held by promoter/promoter group	0	0	0
Held by Public	0	0	0
Total:	0	0	0
Total paid-up capital of the Company, assuming full conversion of warrants and convertible securities	3120000	0	100.00




CATEGORY CODE	CATEGORY OF SHAREHOLDER	NO OF SHAREHOLDERS	TOTAL NUMBER OF SHARES	NO OF SHARES HELD IN DEMATERIALIZED FORM	TOTAL SHAREHOLDING AS A % OF TOTAL NO OF SHARES		SHARES PLEDGE OR OTHERWISE ENCUMBERED	
					AS a PERCENTAGE of (A+B)	As a PERCENTAGE of (A+B+C)	NUMBER OF SHARES	AS a PERCENTAGE
(I)	(II)	(III)	(IV)	(V)	(VI)	(VII)	(VIII)	(IX)=(VIII)/(IV)*100
(A)	PROMOTER AND PROMOTER GROUP							
(1)	INDIAN							
(a)	Individual /HUF	2	1105000	1105000	35.42	35.42	0	0.00
(b)	Central Government/State Government(s)	0	0	0	0.00	0.00	0	0.00
(c)	Bodies Corporate	0	0	0	0.00	0.00	0	0.00
(d)	Financial Institutions / Banks	0	0	0	0.00	0.00	0	0.00
(e)	Others	0	0	0	0.00	0.00	0	0.00
	Sub-Total A(1) :	2	1105000	1105000	35.42	35.42	0	0.00
(2)	FOREIGN							
(a)	Individuals (NRIs/Foreign Individuals)	1	455000	455000	14.58	14.58	0	0.00
(b)	Bodies Corporate	0	0	0	0.00	0.00	0	0.00
(c)	Institutions	0	0	0	0.00	0.00	0	0.00
(d)	Qualified Foreign Investor	0	0	0	0.00	0.00	0	0.00
(e)	Others	0	0	0	0.00	0.00	0	0.00
	Sub-Total A(2) :	1	455000	455000	14.58	14.58	0	0.00
	Total A=A(1)+A(2)	3	1560000	1560000	50.00	50.00	0	0.00
(B)	PUBLIC SHAREHOLDING							
(1)	INSTITUTIONS							
(a)	Mutual Funds /UTI	0	0	0	0.00	0.00		
(b)	Financial Institutions /Banks	0	0	0	0.00	0.00		
(c)	Central Government / State Government(s)	0	0	0	0.00	0.00		
(d)	Venture Capital Funds	0	0	0	0.00	0.00		
(e)	Insurance Companies	0	0	0	0.00	0.00		
(f)	Foreign Institutional Investors	0	0	0	0.00	0.00		
(g)	Foreign Venture Capital Investors	0	0	0	0.00	0.00		
(h)	Qualified Foreign Investor	0	0	0	0.00	0.00		
(i)	Others	0	0	0	0.00	0.00		
	Sub-Total B(1) :	0	0	0	0.00	0.00		




CATEGORY CODE	CATEGORY OF SHAREHOLDER	NO OF SHAREHOLDERS	TOTAL NUMBER OF SHARES	NO OF SHARES HELD IN DEMATERIALIZED FORM	TOTAL SHAREHOLDING AS A % OF TOTAL NO OF SHARES		SHARES PLEDGE OR OTHERWISE ENCUMBERED	
					AS a PERCENTAGE of (A+B)	As a PERCENTAGE of (A+B+C)	NUMBER OF SHARES	AS a PERCENTAGE
(I)	(II)	(III)	(IV)	(V)	(VI)	(VII)	(VIII)	(IX)=(VIII)/(IV)*100
(2)	NON-INSTITUTIONS							
(a)	Bodies Corporate	14	1371500	1371500	43.96	43.96		
(b)	Individuals							
	(i) Individuals holding nominal share capital upto Rs.1 lakh	0	0	0	0.00	0.00		
	(ii) Individuals holding nominal share capital in excess of Rs.1 lakh	5	188500	188500	6.04	6.04		
(c)	Others							
(d)	Qualified Foreign Investor	0	0	0	0.00	0.00		
	Sub-Total B(2) :	19	1560000	1560000	50.00	50.00		
	Total B=B(1)+B(2) :	19	1560000	1560000	50.00	50.00		
	Total (A+B) :	22	3120000	3120000	100.00	100.00		
(C)	Shares held by custodians, against which Depository Receipts have been issued							
(1)	Promoter and Promoter Group							
(2)	Public	0	0	0	0.00	0.00		
	GRAND TOTAL (A+B+C) :	22	3120000	3120000	100.00	0.00	0	0.00



(I)(b) Statement showing holding of securities (including shares, warrants, convertible securities) of persons belonging to the category "Promoter and Promoter Group"											
Sr.No	Name of the Shareholder	Details of Shares held		Encumbered shares (*)			Details of Warrants		Details of convertible securities		Total Shares (including underlying shares assuming full conversion of warrants and convertible securities) as a % of diluted share capital
		No. of Shares held	As a % of grand total (A)+(B)+(C)	Pledge Shares	AS a percentage	AS a % of grand total (A) + (B) + (C) of sub-clause (I)(a)	Number of warrants held	As a % total number of warrants of the same class	Number of convertible securities held	As a % total number of convertible securities of the same class	
(I)	(II)	(III)	(IV)	(V)	(VI)=(V)/(III)*	(VII)	(VIII)	(IX)	(X)	(XI)	(XII)
1	ALPANA MUNDRA	715000	22.92	0	0.00	0.00	0	0.00	0	0.00	22.92
2	ANIRUDDH MUNDRA	455000	14.58	0	0.00	0.00	0	0.00	0	0.00	14.58
3	PRITHA MUNDRA	390000	12.50	0	0.00	0.00	0	0.00	0	0.00	12.50
TOTAL :		1560000	50.00	0	0.00	0.00	0	0.00	0	0.00	50.00




(I)(c)(i) Statement showing holding of securities (including shares, warrants, convertible securities) of persons belonging to the category "Public" and holding more than 1% of the total number o								
Sr.No.	Name of the shareholder	Number of shares held	Shares as a percentage of total number of shares {i.e., Grant total (A)+(B)+(C) indicated in Statement at para (I)(a) above}	Details of warrants		Details of convertible securities		Total shares (including underlying shares assuming full conversion of warrants and convertible securities) as a % of diluted share capital)
				Number of warrants held	As a % total number of warrants of the same class	Number of convertible securities held	% w.r.t total number of convertible securities of the same class	
1	TRITON SECURITIES PRIVATE LIMITED	230100	7.38	0	0.00	0	0.00	7.38
2	PILOT CONSULTANTS PRIVATE LTD	149500	4.79	0	0.00	0	0.00	4.79
3	TANVEE MARKETING PRIVATE LIMITED	117000	3.75	0	0.00	0	0.00	3.75
4	MANI TRADELINK PRIVATE LIMITED	117000	3.75	0	0.00	0	0.00	3.75
5	PEARL DEALERS PRIVATE LIMITED	117000	3.75	0	0.00	0	0.00	3.75
6	KRSMA ESTATES PRIVATE LIMITED	107900	3.46	0	0.00	0	0.00	3.46
7	XERSUS SALES PVT. LTD.	104000	3.33	0	0.00	0	0.00	3.33
8	BONZEM HEALTH LINE AND EXIM PVT. LTD.	104000	3.33	0	0.00	0	0.00	3.33
9	KHUSHI DEALCOM PRIVATE LIMITED	104000	3.33	0	0.00	0	0.00	3.33
10	C P GOPALKRISHNAN	102700	3.29	0	0.00	0	0.00	3.29
11	KRSMA VINEYARDS PRIVATE LIMITED	78000	2.50	0	0.00	0	0.00	2.50
12	SANJAY KOTHARI	46800	1.50	0	0.00	0	0.00	1.50
13	AVK DEALERS PRIVATE LIMITED	39000	1.25	0	0.00	0	0.00	1.25
14	ABK DEALERS PRIVATE LIMITED	39000	1.25	0	0.00	0	0.00	1.25
15	N B DEALERS PRIVATE LIMITED	39000	1.25	0	0.00	0	0.00	1.25
	TOTAL :	1495000	47.92	0	0.00	0	0.00	47.92



Statement showing holding of securities (including shares, warrants, convertible securities) of persons (together with PAC) belonging to the category "Public" and holding more than 5% of the total number of shares of the company								
Sr.No.	Name(s) of the shareholder(s) and the Persons Acting in Concert (PAC) with them	Number of shares held	Shares as a percentage of total number of shares {i.e., Grant total (A)+(B)+(C) indicated in Statement at para (I)(a) above}	Details of warrants		Details of convertible securities		Total shares (including underlying shares assuming full conversion of warrants and convertible securities) as a % of diluted share capital)
				Number of warrants held	As a % total number of warrants of the same class	Number of convertible securities held	% w.r.t total number of convertible securities of the same class	
1	TRITON SECURITIES PRIVATE LIMITED	230100	7.38	0	0.00	0	0.00	7.38
	TOTAL :	230100	7.38	0	0.00	0	0.00	7.38



(I)(d) STATEMENT SHOWING DETAILS OF LOCKED-IN SHARES"				
Sr.No.	Name of the shareholder	Number of locked-in shares	Locked-in shares as a (%) percentage of total number of shares {i.e, Grand Total (A)+(B)+(C) Indicated in Statement at para (I)(a) above}	Promoter/Promoter Group/Public
	TOTAL :	0	0	



(II)(a) STATEMENT SHOWING DETAILS OF DEPOSITORY RECEIPTS (DRS)				
Sr.No.	Type of outstanding DR (ADRs,GDRs,SDRs,etc.)	Number of outstanding DRs	Number of shares underlying outstanding DRs	Shares underlying outstanding DRs as a percentage of total number of shares {i.e., Grand Total (A)+(B)+(C) indicated in Statement at Para(I)(a) above}
	TOTAL :	0	0	0



Statement showing Holding of Depository Receipts (DRs), where underlying shares held by "Promoter/Promoter group" are in excess of 1% of the total number shares.				
Sr.No.	Name of the DR Holder	Type of outstanding DR (ADRs,GDRs,SDRs, etc.)	Number of shares underlying outstanding DRs	Shares underlying outstanding DRs as a percentage of total number of shares {i.e., Grand Total (A)+(B)+(C) indicated in Statement at para(I)(a) above}
	TOTAL :		0	0

